

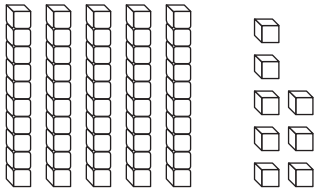
Name _____

Algebra • Ways to Expand Numbers

Write how many tens and ones.

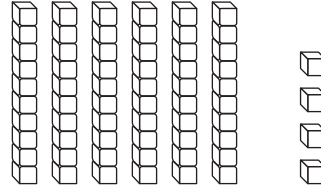
Write the number in two different ways.

1.



$$\begin{array}{r} \underline{5} \text{ tens } \underline{8} \text{ ones} \\ \underline{50} + \underline{8} \\ \underline{58} \end{array}$$

2.



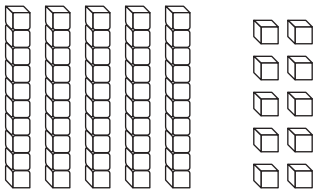
$$\begin{array}{r} \underline{\quad} \text{ tens } \underline{\quad} \text{ ones} \\ \underline{\quad} + \underline{\quad} \\ \underline{\quad} \end{array}$$

Problem Solving

3. Draw the same number using only tens.

Write how many tens and ones.

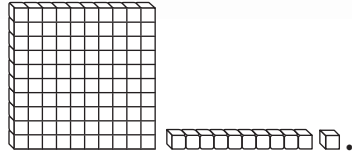
Write the number in two different ways.



$$\begin{array}{r} \underline{\quad} \text{ tens } \underline{\quad} \text{ ones} \\ \underline{\quad} + \underline{\quad} \\ \underline{\quad} \end{array}$$

$$\begin{array}{r} \underline{\quad} \text{ tens } \underline{\quad} \text{ ones} \\ \underline{\quad} + \underline{\quad} \\ \underline{\quad} \end{array}$$

Name _____

Identify Place Value

Use your MathBoard and _____.

Draw to complete the quick picture.

Write how many hundreds, tens, and ones.

1.

163



hundreds	tens	ones
1	6	3

2.

128



hundreds	tens	ones
_____	_____	_____

3.

154



hundreds	tens	ones
_____	_____	_____

Problem Solving

Circle your answer.

4. I have 1 hundred, 2 tens, and 5 ones. What number am I?

25 100 125

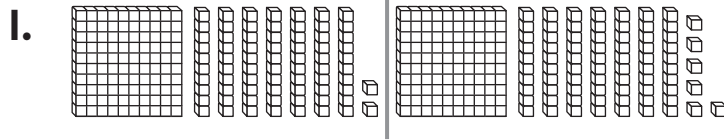
5. I have 0 ones, 5 tens, and 1 hundred. What number am I?

103 105 150

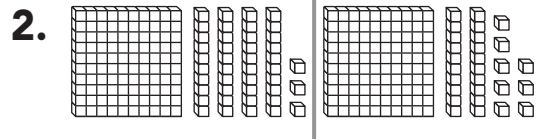
Name _____

Use Place Value to Compare Numbers

Write the numbers. Compare. Write $>$, $<$, or $=$.



$$\underline{172} < \underline{176}$$



$$\underline{\quad} \bigcirc \underline{\quad}$$

Compare the numbers using $>$, $<$, or $=$.

3. $162 \bigcirc 162$

4. $154 \bigcirc 148$

5. $195 \bigcirc 199$

6. $133 \bigcirc 137$

7. $129 \bigcirc 126$

8. $141 \bigcirc 141$

9. $119 \bigcirc 125$

10. $173 \bigcirc 173$

11. $187 \bigcirc 192$

12. $153 \bigcirc 153$

13. $191 \bigcirc 178$

14. $144 \bigcirc 153$

Problem Solving



Solve.

15. Josh is thinking of a number between 100 and 199. It has 1 hundred, 4 tens, and 9 ones. Pia is thinking of a number between 100 and 199. It has 1 hundred, 8 tens, and 2 ones. Who is thinking of the greater number?

Draw or write to explain.

_____ is thinking of a greater number.

Name _____

Algebra • Addition Function Tables

Follow a rule to complete the table.

1.

Add 4	
6	
7	
8	

2.

Add 6	
3	
4	
5	

3.

Add 9	
6	
7	
8	

4.

Add 7	
5	
6	
8	
9	

5.

Add 3	
2	
4	
6	
8	

6.

Add 5	
5	
6	
7	
8	

Problem Solving

Solve. Complete the table.

7. Kirk is 9 years old.
 Sasha is 7 years old.
 Pam is 5 years old.
 How old will each child be in 5 years?

Kirk	9	
Sasha	7	
Pam	5	

Name _____

Algebra • Subtraction Function Tables

Follow a rule to complete the table.

1.

Subtract 5	
6	
7	
8	

2.

Subtract 6	
9	
10	
11	

3.

Subtract 4	
9	
10	
11	

4.

Subtract 8	
11	
13	
15	
16	

5.

Subtract 9	
11	
13	
15	
17	

6.

Subtract 7	
9	
12	
13	
15	

Problem Solving

7. Solve. Complete the table.

Layla has 6 pens.

Mark has 5 pens.

Jorge has 4 pens.

How many pens will each child have if they each give away 3 pens?

Layla

Mark

Jorge

Layla	6
Mark	5
Jorge	4

Name _____

Algebra • Follow the Rule

Follow a rule to complete the table.

1.

Add 4	
6	
7	
8	
9	

2.

Subtract 2	
7	
8	
9	
10	

3.

Subtract 5	
5	
7	
9	
11	

4.

Subtract 4	
6	
8	
10	
12	

5.

Add 7	
10	
9	
8	
7	

6.

Add 3	
6	
5	
4	
3	

Problem Solving

Find the rule. Complete the table.

7.

4	
	8
8	10
	12

8.

	6
8	7
10	
	11

Name _____

Add 3 Numbers

Use strategies to find the sums.
Circle any strategy you use.

1.
$$\begin{array}{r} 1 \\ 6 \\ +9 \\ \hline \end{array}$$
 make a 10
doubles
count on

2.
$$\begin{array}{r} 3 \\ 5 \\ +5 \\ \hline \end{array}$$
 make a 10
doubles
count on

3.
$$\begin{array}{r} 8 \\ 6 \\ +2 \\ \hline \end{array}$$
 make a 10
doubles
count on

4.
$$\begin{array}{r} 3 \\ 4 \\ +7 \\ \hline \end{array}$$
 make a 10
doubles
count on

5.
$$\begin{array}{r} 2 \\ 7 \\ +8 \\ \hline \end{array}$$
 make a 10
doubles
count on

6.
$$\begin{array}{r} 5 \\ 4 \\ +5 \\ \hline \end{array}$$
 make a 10
doubles
count on

7.
$$\begin{array}{r} 7 \\ 5 \\ +2 \\ \hline \end{array}$$
 make a 10
doubles
count on

8.
$$\begin{array}{r} 6 \\ 3 \\ +6 \\ \hline \end{array}$$
 make a 10
doubles
count on

9.
$$\begin{array}{r} 2 \\ 6 \\ +7 \\ \hline \end{array}$$
 make a 10
doubles
count on

Problem Solving

10. Andy has 5 red marbles, 4 blue marbles, and 6 yellow marbles. How many marbles does he have?

_____ marbles

Name _____

Add a One-Digit Number to a Two-Digit Number

Add. Write the sum.

$$\begin{array}{r} 1. \quad 34 \\ + 5 \\ \hline \end{array}$$

$$\begin{array}{r} 2. \quad 44 \\ + 3 \\ \hline \end{array}$$

$$\begin{array}{r} 3. \quad 37 \\ + 1 \\ \hline \end{array}$$

$$\begin{array}{r} 4. \quad 37 \\ + 1 \\ \hline \end{array}$$

$$\begin{array}{r} 5. \quad 91 \\ + 4 \\ \hline \end{array}$$

$$\begin{array}{r} 6. \quad 84 \\ + 2 \\ \hline \end{array}$$

$$\begin{array}{r} 7. \quad 45 \\ + 3 \\ \hline \end{array}$$

$$\begin{array}{r} 8. \quad 12 \\ + 7 \\ \hline \end{array}$$

$$\begin{array}{r} 9. \quad 24 \\ + 4 \\ \hline \end{array}$$

$$\begin{array}{r} 10. \quad 32 \\ + 5 \\ \hline \end{array}$$

$$\begin{array}{r} 11. \quad 71 \\ + 7 \\ \hline \end{array}$$

$$\begin{array}{r} 12. \quad 53 \\ + 2 \\ \hline \end{array}$$

Problem Solving

13. There are 21 children in the pool. Then 5 more children join them. How many children are in the pool now?

_____ children

Name _____

Add Two-Digit Numbers

Add. Write the sum.

1.
$$\begin{array}{r} 31 \\ +52 \\ \hline \end{array}$$

2.
$$\begin{array}{r} 65 \\ +34 \\ \hline \end{array}$$

3.
$$\begin{array}{r} 21 \\ +32 \\ \hline \end{array}$$

4.
$$\begin{array}{r} 14 \\ +21 \\ \hline \end{array}$$

5.
$$\begin{array}{r} 72 \\ +26 \\ \hline \end{array}$$

6.
$$\begin{array}{r} 46 \\ +31 \\ \hline \end{array}$$

7.
$$\begin{array}{r} 53 \\ +12 \\ \hline \end{array}$$

8.
$$\begin{array}{r} 34 \\ +54 \\ \hline \end{array}$$

9.
$$\begin{array}{r} 27 \\ +50 \\ \hline \end{array}$$

10.
$$\begin{array}{r} 84 \\ +11 \\ \hline \end{array}$$

11.
$$\begin{array}{r} 32 \\ +53 \\ \hline \end{array}$$

12.
$$\begin{array}{r} 56 \\ +22 \\ \hline \end{array}$$

Problem Solving

13. Evan has 15 toy cars. His brother has 13 toy cars. How many toy cars do the boys have together?

_____ toy cars

Name _____

Repeated Addition

Use your MathBoard and ●. Make equal groups. Complete the addition sentence.

	Number of Equal Groups	Number in Each Group	How many in all?
1.	2	4	$\underline{4} + \underline{4} = \underline{8}$
2.	3	6	$\underline{\quad} + \underline{\quad} + \underline{\quad} = \underline{\quad}$
3.	4	3	$\underline{\quad} + \underline{\quad} + \underline{\quad} + \underline{\quad} = \underline{\quad}$
4.	5	5	$\underline{\quad} + \underline{\quad} + \underline{\quad} + \underline{\quad} + \underline{\quad} = \underline{\quad}$

Problem Solving

Solve.

5. There are 3 bowls. There are 3 apples in each bowl. How many apples are there?

_____ apples

6. There are 2 shelves. Each shelf has 5 books. How many books are there?

_____ books

Name _____

Use Repeated Addition to Solve Problems

Draw pictures to show the story.

Write the addition to solve.

1. Krista plays with 3 friends.
She wants to give each friend
4 pretzels. How many pretzels
does Krista need?

_____ pretzels

2. Ed plants seeds with 5 friends.
He wants to give each friend
5 seeds. How many seeds
does Ed need?

_____ seeds

Problem Solving

Circle the way you can model the problem.

Then solve.

3. There are 5 friends. Each
friend has 4 books. How
many books are there?

5 groups of 5 books

5 groups of 4 books







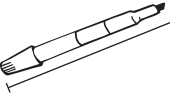





4 groups of 5 books

There are _____ books.

Name _____


Choose a Non-Standard Unit to Measure Length

Use real objects. Choose a unit to measure the length. Then measure.

	Object	Unit	Measurement
1.		 	about ____
2.		 	about ____
3.		 	about ____
4.		 	about ____

Problem Solving



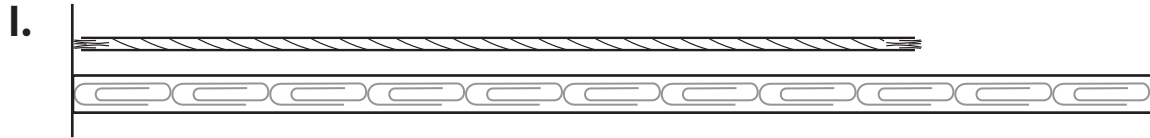
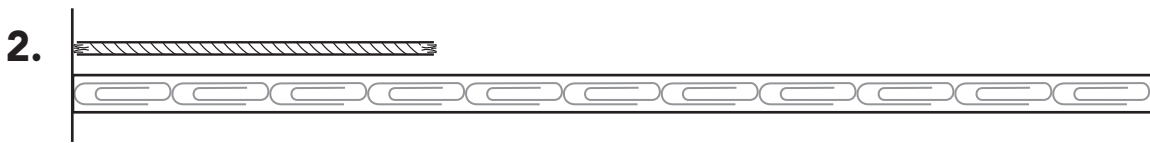
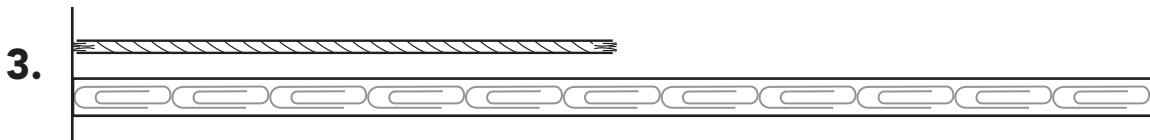
5. Shira uses  to measure the fork. Brandon measures the fork and gets a measurement that is less than Shira's measurement. Circle the unit that Brandon uses.





Name _____

Use a Non-Standard Ruler

About how long is the string?

about ____ about ____ about ____ **Problem Solving**

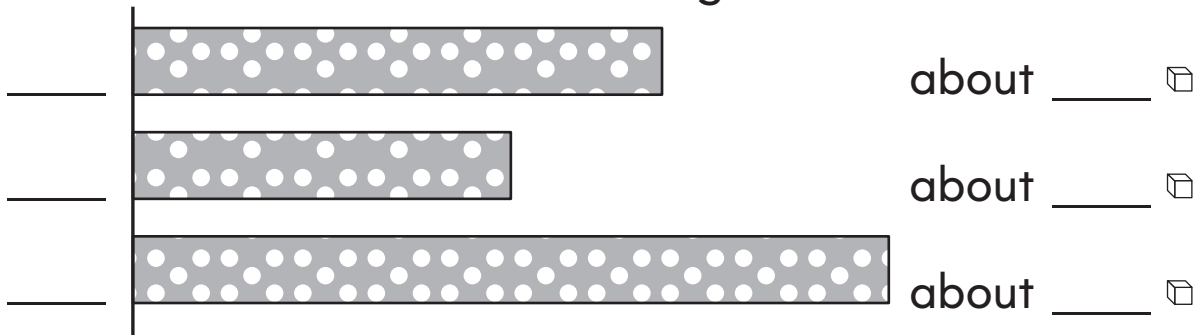
4. Travis measures his marker. He says it is about 7  long. Is he correct? Explain.



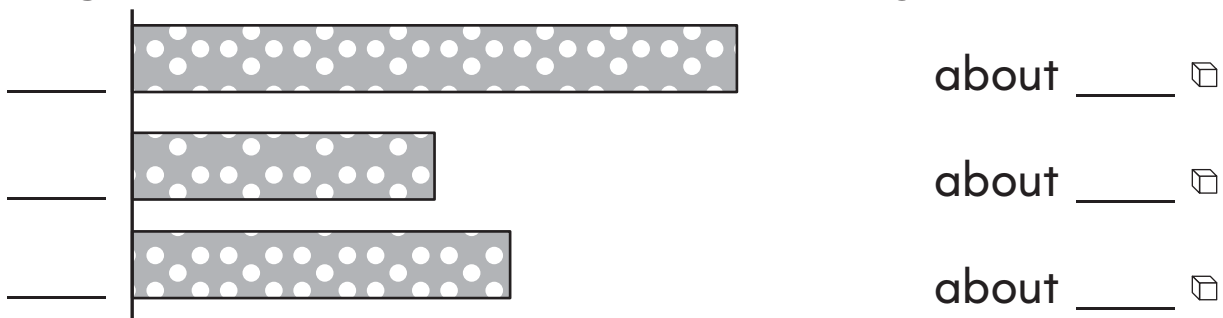
Name _____

Compare Lengths

1. Write 1, 2, and 3 to order the ribbons **shortest** to **longest**. Then measure in \square . Write the lengths.

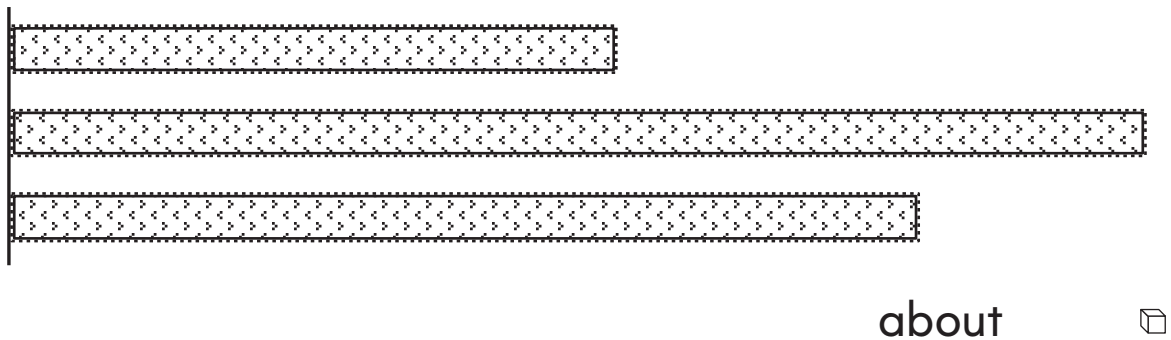


2. Write 1, 2, and 3 to order the ribbons from **shortest** to **longest**. Then measure in \square . Write the lengths.



Problem Solving

3. Julie has these pieces of lace. Julie gives Megan the shortest one. Measure with \square and write the length of Megan's lace.



Name _____

Time to the Hour and Half Hour

Write the time shown on the clock.

1.



2.



3.




4.



5.




6.



Problem Solving















Draw and write to show the time.

7. Kirsten needs to leave for her piano lesson at 4. Draw to show where the hands on the clock will be at that time. Write the time.



Name _____

Use a Picture Graph

Lassie's Day						
 play						
 eat						
 rest						

Each  stands for 1 hour.

Use the picture graph to answer each question.

1. What did Lassie do most of the day? Circle.



2. How many hours did Lassie  today?

_____ hours

3. How many more hours did Lassie spend  than  ?



_____ hours

4. How many hours did Lassie  and  ?

_____ hours

Problem Solving



5. Yesterday Lassie spent 2 hours . How many more hours did Lassie spend  today?

_____ hours

Name _____

Use a Bar Graph

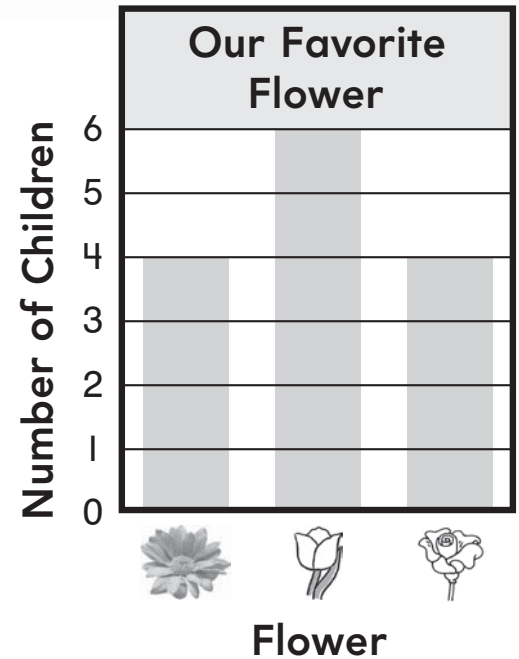
Use the bar graph to answer the questions.

1. How many children like  best?

_____ children

2. How many children like  best?

_____ children



3. Which flower did most children choose? Circle.





4. Which flowers were chosen an equal number of times? Circle.



Problem Solving

Use data from the bar graph to help solve.

5. Trish and Jennifer both like  the best. If the girls add this data to the graph, how many children will have chosen  ?

_____ children

Name _____

Take a Survey

1. Take a survey. Ask 10 classmates which fruit is their favorite. Use tally marks to show their answers.

Our Favorite Fruit	
Fruit	Tally
apple	
banana	
orange	

2. Which fruit did the fewest classmates choose? _____
3. Which fruit did the most classmates choose? _____
4. Did more classmates choose apple or orange? _____
5. _____ classmates chose a fruit that was not apple.

Problem Solving

6. Felix wants to ask 12 friends which pet is their favorite. He makes 1 tally mark for each child's answer. How many more friends does he need to ask?

Our Favorite Pets	
Pet	Tally
dog	
cat	
bird	

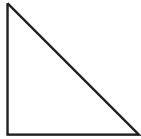
_____ more friends

Name _____

Identify Shapes

Circle to answer the question. Write to name.

1. Which shape has 4 vertices?



triangle




hexagon



trapezoid

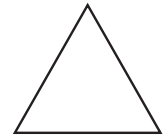
2. Which shape has 4 sides?



rectangle

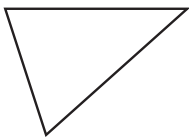


hexagon



triangle

3. Which shape has 6 sides?



triangle



hexagon

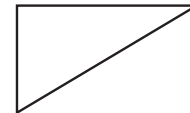


square

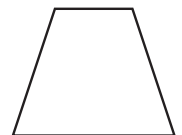
4. Which shape has 3 vertices?



rectangle



triangle



trapezoid

Problem Solving

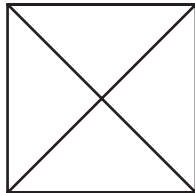
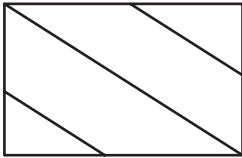
5. Mira, Liz, and Devin all draw shapes with 4 vertices. Their shapes look different and have different names. Draw 3 shapes the children might have drawn. Label each shape with its shape name.

Name _____

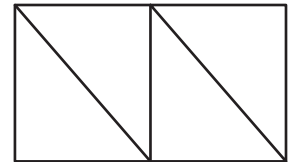
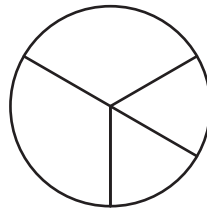
Equal Shares

Circle the shape that shows equal shares.
Write to name the equal shares.

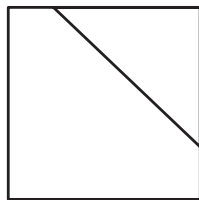
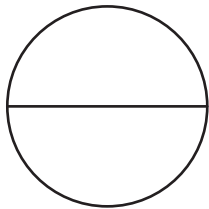
1.





2.



3.



4.



Problem Solving



5. Gina wants to cut some slices of cheese into 4 equal shares. Draw to show two different ways she can make 4 equal shares.

